


# Валторна Фа

## КОНЦЕРТ для голоса с оркестром Часть I

Переложение для валторны и ф-п А. Серостанова



Р. ГЛИЭР  
(1875-1956)

1

Умеренно  $\text{♩} = 72$

12

*p*

1

2

3

усиливая **Более оживленно**

3

3

3

замедляя в темпе

2

постепенно усиливая

затихая

4

постепенно ускоряя

*mf*

замедляя в темпе

5

6

затихая

6

немного ускоряя

7

*mf*

в темпе

сдержанно

3

3

немного ускоряя

замедл. в темпе

2

# Валторна Фа

8

9

10

11

12

13

14

очень замедляя

усиливая *f* затихая *p* сдержанно

в темпе *f* выразительно

ускоряя замедляя в темпе

сдержанно

замедляя затихая *pp*

КОНЦЕРТ  
для голоса с оркестром  
Часть I



Переложение для валторны и ф-п. А. Серостанова

Р. ГЛИЭР  
(1875-1956)

Умеренно  $\text{♩} = 72$

Ф.п. *p* *усиливая*

Валторна Фа *p*


The musical score consists of five systems. The first system shows the piano introduction with a tempo marking of 'Умеренно' and a quarter note equal to 72. The piano part is marked 'Ф.п.' and 'p', with a 'усиливая' (crescendo) marking. The second system continues the piano accompaniment. The third system shows the piano accompaniment with some rests. The fourth system introduces the French horn part, marked 'Валторна Фа' and 'p'. The fifth system continues the French horn and piano accompaniment.

First system of musical notation. It consists of a vocal line in treble clef and a piano accompaniment in bass clef. The piano part features a complex rhythmic pattern with sixteenth notes and chords.

Second system of musical notation, continuing the vocal and piano parts from the first system.

Third system of musical notation. A first ending bracket labeled '1' is placed over the piano accompaniment. A dynamic marking 'v' (forte) is present above the vocal line.

Fourth system of musical notation, concluding the piece with sustained notes in the vocal line and rhythmic accompaniment in the piano part.




First system of musical notation, featuring a vocal line and piano accompaniment. A dynamic marking *V* is present above the vocal staff.

Second system of musical notation, continuing the vocal and piano parts. A dynamic marking *V* is present above the vocal staff.

Third system of musical notation, including a piano *ritardando* marking above the vocal staff and the instruction *усиливая* (crescendo) in the piano part. A boxed number **2** is placed above the piano staff.

Fourth system of musical notation, concluding the page with a piano *ritardando* marking above the vocal staff and a fermata over the final piano chord.



First system of musical notation. It consists of a vocal line and a piano accompaniment. The piano part features a descending scale in the right hand and a bass line in the left hand. The word "затихая" (diminuendo) is written below the piano part. The vocal line has a melodic line with a fermata and a triplet of eighth notes.

Second system of musical notation. It includes a vocal line and piano accompaniment. The piano part has a more active accompaniment with chords and moving lines. The word "Более оживленно" (piu mosso) is written above the piano part, with "pp" (pianissimo) below it. The vocal line continues with a melodic line.

Third system of musical notation. It features a vocal line and piano accompaniment. The piano part has a complex accompaniment with many notes and slurs. The word "5" is written above a specific passage in the piano part. The vocal line has a melodic line with a fermata.

Fourth system of musical notation. It includes a vocal line and piano accompaniment. The piano part has a complex accompaniment with many notes and slurs. The word "5" is written above a specific passage in the piano part. The vocal line has a melodic line with a fermata.

постепенно усиливая

постепенно усиливая

V

This system contains the first two staves of music. The top staff is a vocal line with a melodic line and a fermata. The piano accompaniment consists of two staves with arpeggiated chords and moving bass lines. The tempo/mood instruction 'постепенно усиливая' (gradually increasing) is written above both the vocal and piano parts. A dynamic marking 'V' is placed at the end of the system.

V

This system contains the next two staves of music. The piano accompaniment continues with arpeggiated figures. A dynamic marking 'V' is placed above the vocal staff.

затихая

затихая

замедляя

в темпе

This system contains the third and fourth staves of music. The tempo/mood instruction 'затихая' (diminishing) is written above the vocal staff and below the piano staff. 'замедляя' (ritardando) is written above the piano staff. 'в темпе' (allegretto) is written above the piano staff. The piano accompaniment features a more rhythmic, eighth-note pattern.

This system contains the final two staves of music. The piano accompaniment continues with rhythmic patterns and arpeggiated chords.

First system of musical notation. It includes a vocal line starting with a *mf* dynamic marking and a piano accompaniment. The piano part features a sequence of triplets in the right hand and a bass line with some triplets. A circled number '4' is placed above the piano part.

Second system of musical notation. The vocal line begins with a *V* marking. The piano accompaniment continues with triplets. The instruction "постепенно ускоряя" (gradually accelerating) is written above the piano part.

Third system of musical notation, continuing the piano accompaniment with triplets in both hands.

Fourth system of musical notation. The vocal line starts with a *V* marking and the instruction "замедляя" (rushing). The piano part includes a circled number '5' and the instruction "в темпе" (in tempo). The dynamic marking *mf* is present. The system concludes with a double bar line.



First system of musical notation, including vocal line and piano accompaniment.

Second system of musical notation, including vocal line and piano accompaniment. The word "затихая" (diminishing) is written under the vocal line. A box containing the number "6" is located in the middle of the system. The piano accompaniment includes the word "затихая" and a dynamic marking "p" at the end.

Third system of musical notation, including piano accompaniment. The dynamic marking "p" is at the beginning, and "постепенно усиливая" (gradually increasing) is written across the system.

Fourth system of musical notation, including piano accompaniment. The dynamic marking "mf" is at the end of the first line. The piano accompaniment includes dynamic markings "sf" and "p".

сдержанно

7

немного ускоряя

в темпе

3

3

3

V

немного ускоряя

замедляя

в темпе

выразительно

*p*

8

First system of musical notation. It consists of a vocal line and a piano accompaniment. The piano part has a treble and bass clef. The vocal line has a treble clef. The key signature has three flats. The piano part features a triplet of eighth notes in the right hand. The vocal line has a triplet of eighth notes. The word "усиливая" is written below the piano part.

Second system of musical notation. It consists of a vocal line and a piano accompaniment. The piano part has a treble and bass clef. The vocal line has a treble clef. The key signature has three flats. The piano part features a triplet of eighth notes in the right hand. The word "выразительно" is written below the piano part.

Third system of musical notation. It consists of a vocal line and a piano accompaniment. The piano part has a treble and bass clef. The vocal line has a treble clef. The key signature has three flats. The piano part features a triplet of eighth notes in the right hand. A circled number "9" is written above the piano part.

Fourth system of musical notation. It consists of a vocal line and a piano accompaniment. The piano part has a treble and bass clef. The vocal line has a treble clef. The key signature has three flats. The piano part features a triplet of eighth notes in the right hand. The dynamic marking "p" is written below the piano part.

усиливая

усиливая

This system contains the first two staves of music. The top staff is a vocal line with a melodic line and a fermata. The piano accompaniment consists of two staves with arpeggiated chords and a bass line. The word "усиливая" (intensifying) is written above the vocal line and below the piano accompaniment.

затихая

сдержанно

очень замедляя

затихая

10

3

This system contains the next two staves. The top staff has a melodic line with a fermata and a dynamic marking of *f*. The piano accompaniment features a triplet of eighth notes in the right hand and a bass line. The word "затихая" (diminishing) appears twice, and "сдержанно" (restrained) and "очень замедляя" (very slowing down) are also present. A box containing the number "10" is located in the left margin.

в темпе

*f* выразительно

This system contains the next two staves. The top staff has a melodic line with a fermata and the instruction "в темпе" (in tempo). The piano accompaniment has a bass line and chords. The dynamic marking *f* and the instruction "выразительно" (expressively) are present.

This system contains the final two staves of music on the page. The top staff is a vocal line with a melodic line and a fermata. The piano accompaniment consists of two staves with arpeggiated chords and a bass line.

Musical score system 1, measures 11-12. It features a vocal line and a piano accompaniment. Measure 11 is marked with a box containing the number '11'. The piano part includes a triplet of eighth notes in measure 12.

Musical score system 2, measures 13-14. The tempo instruction "постепенно ускоряя" (rushing gradually) is written above the staff. The piano part features two triplet markings over eighth notes in measures 13 and 14.

Musical score system 3, measures 15-16. This system continues the piano accompaniment with various rhythmic patterns and slurs.

Musical score system 4, measures 17-20. Measure 17 is marked with a box containing the number '12'. The tempo instruction "замедляя" (rushing slowly) is written above the staff. The piano part includes a triplet of eighth notes in measure 18. The system concludes with a double bar line.

First system of musical notation, including vocal line and piano accompaniment. The piano part features a steady eighth-note accompaniment in the bass and chords in the treble.

Second system of musical notation. The piano part continues with similar accompaniment. A dynamic marking *p* is present at the end of the system.

13

Third system of musical notation. The piano part features a steady eighth-note accompaniment. A dynamic marking *усиливая* (crescendo) is present.

Fourth system of musical notation. The piano part continues with similar accompaniment. A dynamic marking *затихая* (decrescendo) is present.

Fifth system of musical notation. The piano part continues with similar accompaniment. Dynamic markings *усиливая* (crescendo), *sf* (sforzando), and *p* (piano) are present.

14

The first system of the musical score consists of three staves. The top staff is a vocal line in treble clef with a key signature of three flats (B-flat, E-flat, A-flat) and a common time signature. It contains a melodic line with various note values and rests, including a fermata over a final note. The piano accompaniment is shown in grand staff notation (treble and bass clefs). The bass line features a steady eighth-note accompaniment, while the treble line provides harmonic support with chords and moving lines. A dynamic marking of *pp* is visible at the end of the system.

The second system of the musical score continues the composition. It features the same three-staff layout. The vocal line includes performance instructions: "затихая" (diminuendo) and "замедля" (ritardando). The piano accompaniment continues with its characteristic accompaniment pattern. Dynamic markings of *pp* are present at the end of the system. The system concludes with a double bar line and a repeat sign.

